

## Ewige Bestenliste/Sieger/Rekorde

# 2006 **NACHTPOLKAL** **GRÄFENDORF** **2021**

### Die große Löschnacht

Von 2006 bis 2014 wurde mit TGL-Pumpen gestartet. Ab 2015 gilt offene Pumpenwahl.

| <b>FRAUEN</b>       | Sieger<br>Jahr | <b>MÄNNER</b>             |
|---------------------|----------------|---------------------------|
| Gräfendorf (TF/BB)  | 2006           | Neschholz (PM/BB)         |
| Gräfendorf (TF/BB)  | 2007           | Ahrendorf (TF/BB)         |
| Gräfendorf (TF/BB)  | 2008           | Paplitz II (TF/BB)        |
| Gräfendorf (TF/BB)  | 2009           | Schulzendorf (LDS/BB)     |
| Gahry (SPN/BB)      | 2010           | Gahry (SPN/BB)            |
| Trebendorf (SPN/BB) | 2011           | Großziethen (LDS/BB)      |
| Trebendorf (SPN/BB) | 2012           | Nieplitztal (PM/BB)       |
| Gräfendorf (TF/BB)  | 2013           | Großziethen (LDS/BB)      |
| Gräfendorf (TF/BB)  | 2014           | Lütte/Schwanebeck (PM/BB) |
| Gräfendorf (TF/BB)  | 2015           | Gölsdorf (TF/BB)          |
| Gräfendorf (TF/BB)  | 2016           | Lug (OSL/BB)              |
| Gräfendorf (TF/BB)  | 2017           | Gräfendorf (TF/BB)        |
| Lebusa (EE/BB)      | 2018           | Gölsdorf (TF/BB)          |
| Körba (EE/BB)       | 2019           | Gölsdorf (TF/BB)          |
| -                   | 2020           | -                         |
| Körba (EE/BB)       | 2021           | Prestewitz (EE/BB)        |

#### Bestenliste

| <b>FRAUEN</b> |          |                                       |      |
|---------------|----------|---------------------------------------|------|
| TOP           | Zeit (s) | Feuerwehr/Team (Landkreis/Bundesland) | Jahr |
| 1             | 38,75    | Körba (EE/BB)                         | 2021 |
| 2             | 40,87    | Gräfendorf (TF/BB)                    | 2015 |
| 3             | 41,04    | Lebusa (EE/BB)                        | 2018 |
| 4             | 41,59    | Gräfendorf (TF/BB)                    | 2016 |

|    |        |                              |      |
|----|--------|------------------------------|------|
| 5  | 42,10  | Körba (EE/BB)                | 2019 |
| 6  | 42,19  | Trebendorf (SPN/BB)          | 2011 |
| 7  | 42,40  | Wünsdorf (TF/BB)             | 2019 |
| 8  | 43,38  | Trebendorf (SPN/BB)          | 2012 |
| 9  | 44,21  | Trebendorf (SPN/BB)          | 2018 |
| 10 | 44,46  | Gahry (SPN/BB)               | 2010 |
| 11 | 45,73  | Gräfendorf (TF/BB)           | 2017 |
| 12 | 46,08  | Wünsdorf (TF/BB)             | 2018 |
| 13 | 47,20  | Trebbin (TF/BB)              | 2016 |
| 14 | 47,27  | Trebendorf (SPN/BB)          | 2010 |
| 15 | 48,07  | Lebusa (EE/BB)               | 2017 |
| 16 | 49,97  | Gräfendorf (TF/BB)           | 2018 |
| 17 | 50,27  | Gräfendorf (TF/BB)           | 2019 |
| 18 | 51,99  | Neschholz (PM/BB)            | 2019 |
| 19 | 52,27  | Wahlsdorf (TF/BB)            | 2018 |
| 20 | 53,24  | Körba (EE/BB)                | 2017 |
| 21 | 57,39  | Gräfendorf (TF/BB)           | 2011 |
| 22 | 58,16  | Trebendorf (SPN/BB)          | 2015 |
| 23 | 58,62  | Trebbin (TF/BB)              | 2015 |
| 24 | 59,19  | Jänickendorf (TF/BB)         | 2012 |
| 25 | 61,09  | Gahry (SPN/BB)               | 2011 |
| 26 | 63,68  | Trebbin (TF/BB)              | 2017 |
| 27 | 67,38  | Gräfendorf (TF/BB)           | 2010 |
| 28 | 70,24  | Christinendorf (TF/BB)       | 2019 |
| 29 | 70,82  | Gräfendorf (TF/BB)           | 2007 |
| 30 | 75,55  | Gräfendorf (TF/BB)           | 2009 |
| 31 | 75,88  | Gräfendorf (TF/BB)           | 2008 |
| 32 | 86,84  | Niebendorf-Heinsdorf (TF/BB) | 2018 |
| 33 | 89,18  | Holbeck (TF/BB)              | 2011 |
| 34 | 89,65  | Wietstock (TF/BB)            | 2007 |
| 35 | 90,08  | Schlabendorf am See (LDS/BB) | 2016 |
| 36 | 105,55 | Lebusa (EE/BB)               | 2019 |
| 37 | 121,63 | Langenlipsdorf (TF/BB)       | 2008 |
| 38 | 129,12 | Gräfendorf (TF/BB)           | 2013 |
| 39 | 131,44 | Trebbin (TF/BB)              | 2019 |
| 40 | 149,74 | Gräfendorf (TF/BB)           | 2014 |
| 41 | 155,90 | Langenlipsdorf (TF/BB)       | 2009 |
| 42 | 170,00 | Niebendorf-Heinsdorf (TF/BB) | 2008 |
| 43 | 176,35 | Körba (EE/BB)                | 2021 |
| 44 | 179,88 | Gräfendorf (TF/BB)           | 2006 |
| 45 | ohne   | Blönsdorf (TF/BB)            | 2007 |
|    | ohne   | Jänickendorf (TF/BB)         | 2009 |
|    | ohne   | Gräfendorf (TF/BB)           | 2012 |
|    | ohne   | Merzdorf (TF/BB)             | 2014 |
|    | ohne   | Trebendorf (SPN/BB)          | 2014 |
|    | ohne   | Merzdorf (TF/BB)             | 2015 |
|    | ohne   | Körba (EE/BB)                | 2018 |

insgesamt 51 Frauen-Nachtläufe (2006-2021)

## Bestenliste

**M Ä N N E R**

| TOP      | Zeit (s)     | Feuerwehr/Team (Landkreis/Bundesland) | Jahr |
|----------|--------------|---------------------------------------|------|
| <b>1</b> | <b>24,90</b> | <b>Gölsdorf (TF/BB)</b>               | 2015 |
| 2        | 25,29        | Gölsdorf (TF/BB)                      | 2019 |
| 3        | 25,54        | Deetz/Havel (PM/BB)                   | 2019 |
| 4        | 25,66        | Trebendorf (SPN/BB)                   | 2015 |
| 5        | 25,78        | Gölsdorf (TF/BB)                      | 2018 |
| 6        | 26,54        | Nieplitzthal (PM/BB)                  | 2012 |
| 7        | 26,59        | Gräfendorf I (TF/BB)                  | 2019 |
| 8        | 26,98        | Lug (OSL/BB)                          | 2016 |
| 9        | 26,99        | Gräfendorf (TF/BB)                    | 2016 |
| 10       | 27,03        | Prestewitz (EE/BB)                    | 2021 |
| 11       | 27,83        | Gräfendorf (TF/BB)                    | 2015 |
| 12       | 27,94        | Deetz/Havel (PM/BB)                   | 2021 |
|          | 27,94        | Deetz/Havel (PM/BB)                   | 2021 |
| 14       | 28,06        | Gräfendorf I (TF/BB)                  | 2018 |
| 15       | 28,18        | Gräfendorf (TF/BB)                    | 2017 |
| 16       | 28,49        | Schwanebeck (PM/BB)                   | 2016 |
| 17       | 29,20        | Wünsdorf (TF/BB)                      | 2018 |
| 18       | 29,78        | Schöna-Kolpien (TF/BB)                | 2018 |
| 19       | 30,22        | Lütte/Schwanebeck (PM/BB)             | 2014 |
| 20       | 30,23        | Großziethen (LDS/BB)                  | 2013 |
|          | 30,23        | Prestewitz (EE/BB)                    | 2017 |
| 22       | 30,24        | Neschholz (PM/BB)                     | 2013 |
| 23       | 30,58        | Werbig (TF/BB)                        | 2016 |
| 24       | 30,66        | Schwanebeck (PM/BB)                   | 2019 |
| 25       | 30,78        | Trebendorf (SPN/BB)                   | 2012 |
| 26       | 31,09        | Ballendorf (L/SN)                     | 2021 |
| 27       | 31,12        | Dobbrikow (TF/BB)                     | 2016 |
| 28       | 32,35        | Reetz (PM / BB)                       | 2017 |
| 29       | 32,95        | Gahry (SPN/BB)                        | 2010 |
| 30       | 33,01        | Paplitz (TF/BB)                       | 2015 |
| 31       | 33,05        | Großziethen (LDS/BB)                  | 2011 |
| 32       | 33,20        | Schönefeld (TF/BB)                    | 2019 |
| 33       | 33,24        | Bollensdorf (TF/BB)                   | 2021 |
| 34       | 33,29        | Bollensdorf (TF/BB)                   | 2021 |
| 35       | 33,49        | Kröbeln (EE/BB)                       | 2017 |
| 36       | 33,59        | Trebendorf (SPN/BB)                   | 2010 |
| 37       | 33,73        | Zossen (TF/BB)                        | 2013 |
| 38       | 34,01        | Terpt (LDS/BB)                        | 2011 |
| 39       | 34,21        | Großziethen (LDS/BB)                  | 2010 |
| 40       | 34,25        | Schönefeld (TF/BB)                    | 2018 |
| 41       | 34,59        | Gahry (SPN/BB)                        | 2011 |
| 42       | 34,62        | Teupitz (LDS/BB)                      | 2012 |
| 43       | 34,95        | Caputh (PM/BB)                        | 2014 |

|    |       |                        |      |
|----|-------|------------------------|------|
| 44 | 35,00 | Zossen (TF/BB)         | 2014 |
| 45 | 35,25 | Schulzendorf (LDS/BB)  | 2009 |
| 46 | 36,16 | Lebusa (EE/BB)         | 2017 |
| 47 | 36,32 | Bollensdorf (TF/BB)    | 2019 |
| 48 | 36,41 | Trebendorf I (SPN/BB)  | 2018 |
| 49 | 36,83 | Bollensdorf (TF/BB)    | 2016 |
| 50 | 36,89 | Oehna I (TF/BB)        | 2010 |
| 51 | 37,24 | Wünsdorf (TF/BB)       | 2019 |
| 52 | 37,32 | Dobbrikow (TF/BB)      | 2015 |
| 53 | 37,59 | Schulzendorf (LDS/BB)  | 2010 |
| 54 | 38,01 | Holbeck (TF/BB)        | 2015 |
| 55 | 38,19 | Dobbrikow (TF/BB)      | 2012 |
| 56 | 38,24 | Neuhof (TF/BB)         | 2015 |
| 57 | 38,32 | Gräfendorf I (TF/BB)   | 2013 |
| 58 | 38,40 | Terpt (LDS/BB)         | 2009 |
| 59 | 38,52 | Dobbrikow (TF/BB)      | 2019 |
| 60 | 38,55 | Trebbin I (TF/BB)      | 2016 |
| 61 | 38,63 | Dobbrikow (TF/BB)      | 2013 |
| 62 | 38,95 | Trebbin I (TF/BB)      | 2015 |
| 63 | 39,08 | Gräfendorf II (TF/BB)  | 2021 |
| 64 | 39,17 | Lebusa (EE/BB)         | 2018 |
| 65 | 39,19 | Gräfendorf I (TF/BB)   | 2011 |
| 66 | 39,39 | Deetz/Havel (PM/BB)    | 2018 |
| 67 | 39,50 | Wünsdorf (TF/BB)       | 2017 |
| 68 | 39,58 | Woltersdorf (TF/BB)    | 2015 |
| 69 | 39,80 | Wünsdorf (TF/BB)       | 2014 |
| 70 | 39,90 | Großziethen (LDS/BB)   | 2012 |
| 71 | 40,00 | Caputh (PM/BB)         | 2015 |
| 72 | 40,26 | Ragow (LDS/BB)         | 2015 |
| 73 | 40,40 | Sachsenhausen (OHV/BB) | 2011 |
| 74 | 40,45 | Großziethen (LDS/BB)   | 2009 |
| 75 | 40,58 | Brück (PM/BB)          | 2018 |
| 76 | 40,62 | Göllnitz (EE/TF)       | 2016 |
| 77 | 40,78 | Prestewitz (EE/BB)     | 2021 |
| 78 | 40,85 | Gölsdorf (TF/BB)       | 2016 |
| 79 | 40,90 | Gräfendorf (TF/BB)     | 2010 |
|    | 40,90 | Gölsdorf (TF/BB)       | 2012 |
| 81 | 41,01 | Schenkenberg (PM/BB)   | 2021 |
| 82 | 41,06 | Horstwalde (TF/BB)     | 2011 |
| 83 | 41,11 | Ahrensdorf (TF/BB)     | 2007 |
| 84 | 41,28 | Gölsdorf (TF/BB)       | 2011 |
| 85 | 41,30 | Erkner (LOS/BB)        | 2017 |
| 86 | 41,47 | Wahlsdorf (TF/BB)      | 2018 |
| 87 | 41,53 | Marzahna (PM/BB)       | 2013 |
| 88 | 41,54 | Wagenitz (HVL/BB)      | 2018 |
| 89 | 41,58 | Marzahna (PM/BB)       | 2012 |
| 90 | 41,65 | Neschholz (PM/BB)      | 2006 |
| 91 | 41,80 | Lütte (PM/BB)          | 2006 |

|     |       |                             |      |
|-----|-------|-----------------------------|------|
| 92  | 42,23 | Stücken (PM/BB)             | 2007 |
|     | 42,23 | Gräfendorf II (TF/BB)       | 2012 |
| 94  | 42,32 | Gölsdorf (TF/BB)            | 2013 |
| 95  | 42,53 | Gräfendorf/Gölsdorf (TF/BB) | 2016 |
| 96  | 42,65 | Dobbrikow (TF/BB)           | 2014 |
| 97  | 42,73 | Hartmannsdorf (EE/BB)       | 2016 |
| 98  | 42,74 | Gadegast (WB/ST)            | 2012 |
| 99  | 42,88 | Ragow (LDS/BB)              | 2018 |
| 100 | 42,98 | Gräfendorf II (TF/BB)       | 2018 |
| 101 | 43,03 | Schönefeld (TF/BB)          | 2017 |
| 102 | 43,37 | Klasdorf (TF/BB)            | 2013 |
| 103 | 43,45 | Nieplitzthal (PM/BB)        | 2013 |
| 104 | 43,58 | Schönefeld (TF/BB)          | 2007 |
| 105 | 43,61 | Christinendorf (TF/BB)      | 2019 |
| 106 | 43,77 | Gräfendorf II (TF/BB)       | 2013 |
| 107 | 44,01 | Schöneweide (TF/BB)         | 2012 |
| 108 | 44,03 | Werbig (TF/BB)              | 2017 |
| 109 | 44,23 | Gölsdorf (TF/BB)            | 2017 |
| 110 | 44,26 | Trebbin II (TF/BB)          | 2015 |
| 111 | 44,29 | Gölsdorf (TF/BB)            | 2014 |
| 112 | 44,39 | Schöneweide (TF/BB)         | 2013 |
| 113 | 44,48 | Gräfendorf II (TF/BB)       | 2019 |
| 114 | 44,49 | Trebbin (TF/BB)             | 2018 |
| 115 | 44,56 | Prensdorf (TF/BB)           | 2019 |
| 116 | 44,70 | Reinsdorf (TF/BB)           | 2021 |
| 117 | 44,93 | Dobbrikow (TF/BB)           | 2017 |
| 118 | 45,13 | Brück (PM/BB)               | 2015 |
| 119 | 45,42 | Reinsdorf (TF/BB)           | 2021 |
| 120 | 45,58 | Gräfendorf I (TF/BB)        | 2021 |
| 121 | 45,75 | Gräfendorf I (TF/BB)        | 2012 |
| 122 | 46,18 | Merzdorf (TF/BB)            | 2010 |
| 123 | 46,26 | Werbig (TF/BB)              | 2015 |
| 124 | 46,28 | Gräfendorf/Gölsdorf (TF/BB) | 2015 |
| 125 | 46,29 | Karsdorf II (SOE/SN)        | 2014 |
| 126 | 46,38 | Lebusa (EE/BB)              | 2019 |
| 127 | 46,39 | Papplitz II (TF/BB)         | 2007 |
| 128 | 46,48 | Gräfendorf (TF/BB)          | 2007 |
| 129 | 46,65 | Werbig (TF/BB)              | 2018 |
| 130 | 46,67 | Gräfendorf I (TF/BB)        | 2014 |
| 131 | 46,71 | Zossen (TF/BB)              | 2012 |
| 132 | 46,76 | Lütte (PM/BB)               | 2007 |
| 133 | 46,78 | Herbersdorf (TF/BB)         | 2019 |
| 134 | 47,15 | Zossen (TF/BB)              | 2015 |
| 135 | 47,20 | Trebendorf (SPN/BB)         | 2011 |
| 136 | 47,46 | Erkner (LOS/BB)             | 2018 |
| 137 | 47,47 | Papplitz II (TF/BB)         | 2008 |
| 138 | 47,56 | Jänickendorf (TF/BB)        | 2012 |
| 139 | 47,71 | Oehna II (TF/BB)            | 2011 |

|     |       |                              |      |
|-----|-------|------------------------------|------|
| 140 | 47,86 | Reinsdorf (TF/BB)            | 2017 |
| 141 | 47,88 | Trebbin I (TF/BB)            | 2011 |
| 142 | 48,39 | Märkisch Wilmersdorf (TF/BB) | 2017 |
| 143 | 48,48 | Oehna I (TF/BB)              | 2008 |
| 144 | 48,69 | Ahrensdorf (TF/BB)           | 2017 |
| 145 | 48,77 | Klasdorf (TF/BB)             | 2008 |
|     | 48,77 | Gräfendorf I (TF/BB)         | 2021 |
| 147 | 48,81 | Petkus (TF/BB)               | 2015 |
| 148 | 48,83 | Kliestow (TF/BB)             | 2017 |
| 149 | 48,90 | Merzdorf (TF/BB)             | 2013 |
| 150 | 48,97 | Ragow (LDS/BB)               | 2019 |
| 151 | 49,09 | Wahlsdorf (TF/BB)            | 2019 |
| 152 | 49,20 | Jänickendorf (TF/BB)         | 2009 |
| 153 | 49,23 | Petkus (TF/BB)               | 2021 |
| 154 | 49,44 | Neuhof (TF/BB)               | 2016 |
| 155 | 49,95 | Trebendorf II (SPN/BB)       | 2018 |
| 156 | 50,06 | Schulzendorf (LDS/BB)        | 2008 |
| 157 | 50,13 | Wagenitz (HVL/BB)            | 2016 |
| 158 | 50,17 | Reinsdorf (TF/BB)            | 2019 |
| 159 | 50,34 | Merzdorf (TF/BB)             | 2014 |
| 160 | 50,54 | Muckwar (OSL/BB)             | 2010 |
| 161 | 50,83 | Paplitz I (TF/BB)            | 2007 |
| 162 | 51,02 | Horstwalde (TF/BB)           | 2015 |
| 163 | 51,04 | Trebbin (TF/BB)              | 2009 |
| 164 | 51,23 | Petkus (TF/BB)               | 2021 |
| 165 | 51,43 | Seehausen (TF/BB)            | 2012 |
| 166 | 51,61 | Merzdorf (TF/BB)             | 2012 |
| 167 | 51,76 | Herbersdorf (TF/BB)          | 2015 |
| 168 | 51,90 | Gräfendorf I (TF/BB)         | 2009 |
| 169 | 52,03 | Wietstock (TF/BB)            | 2007 |
| 170 | 52,26 | Paplitz (TF/BB)              | 2010 |
| 171 | 52,47 | Gräfendorf I (TF/BB)         | 2006 |
|     | 52,47 | Ballendorf (L/SN)            | 2021 |
| 173 | 52,70 | Gadegast (WB/ST)             | 2010 |
| 174 | 52,71 | Herbersdorf (TF/BB)          | 2018 |
| 175 | 52,82 | Brück (PM/BB)                | 2010 |
| 176 | 53,25 | Niebendorf-Heinsdorf (TF/BB) | 2019 |
| 177 | 53,31 | Jänickendorf I (TF/BB)       | 2011 |
| 178 | 53,51 | Sernow (TF/BB)               | 2016 |
| 179 | 53,79 | Holbeck (TF/BB)              | 2012 |
| 180 | 53,95 | Oehna I (TF/BB)              | 2009 |
| 181 | 54,30 | Werbig (TF/BB)               | 2012 |
| 182 | 54,65 | Gölsdorf (TF/BB)             | 2008 |
| 183 | 54,67 | Klasdorf (TF/BB)             | 2011 |
| 184 | 54,76 | Merzdorf (TF/BB)             | 2009 |
| 185 | 54,82 | Jänickendorf II (TF/BB)      | 2009 |
| 186 | 55,22 | Kröbeln (EE/BB)              | 2015 |
| 187 | 55,51 | Bochow/Havel (PM/BB)         | 2010 |

|     |       |                                   |      |
|-----|-------|-----------------------------------|------|
| 188 | 55,55 | Paplitz (TF/BB)                   | 2011 |
| 189 | 55,68 | Reinsdorf (TF/BB)                 | 2016 |
| 190 | 55,70 | Trebendorf (SPN/BB)               | 2014 |
| 191 | 56,00 | Bochow/Havel (PM/BB)              | 2009 |
| 192 | 56,38 | Märkisch-Wilmersdorf (TF/BB)      | 2011 |
| 193 | 56,45 | Gadegast (WB/ST)                  | 2009 |
| 194 | 56,70 | Baruth (TF/BB)                    | 2009 |
| 195 | 56,87 | Dahme/Mark (TF/BB)                | 2010 |
| 196 | 57,27 | Jänickendorf II (TF/BB)           | 2011 |
| 197 | 57,69 | Hohenseefeld (TF/BB)              | 2015 |
| 198 | 57,97 | Gadegast (WB/ST)                  | 2008 |
| 199 | 58,10 | Woltersdorf (TF/BB)               | 2014 |
| 200 | 58,72 | Holbeck (TF/BB)                   | 2011 |
| 201 | 58,91 | Falkenhain (LDS/BB)               | 2012 |
| 202 | 59,05 | Neuhof (TF/BB)                    | 2014 |
| 203 | 59,31 | Oehna (TF/BB)                     | 2012 |
| 204 | 59,61 | Klasdorf (TF/BB)                  | 2007 |
| 205 | 60,09 | Oehna II (TF/BB)                  | 2008 |
| 206 | 60,19 | Gräfendorf I (TF/BB)              | 2008 |
| 207 | 60,94 | Wünsdorf (TF/BB)                  | 2008 |
| 208 | 62,67 | Kröbeln (EE/BB)                   | 2018 |
| 209 | 62,76 | Kröbeln (EE/BB)                   | 2016 |
| 210 | 62,85 | Hohenseefeld (TF/BB)              | 2011 |
| 211 | 63,13 | Werbigr (TF/BB)                   | 2013 |
| 212 | 63,62 | Hohenahlsdorf (TF/BB)             | 2009 |
| 213 | 63,63 | Kröbeln (EE/BB)                   | 2014 |
| 214 | 63,66 | Gadegast (WB/ST)                  | 2014 |
| 215 | 63,90 | Gräfendorf II (TF/BB)             | 2008 |
| 216 | 64,00 | Gräfendorf II (TF/BB)             | 2006 |
| 217 | 64,23 | Sernow (TF/BB)                    | 2013 |
| 218 | 64,24 | Werbigr (TF/BB)                   | 2019 |
| 219 | 64,31 | Sperenberg (TF/BB)                | 2007 |
| 220 | 64,39 | Herbersdorf (TF/BB)               | 2017 |
| 221 | 64,46 | Brück (PM/BB)                     | 2011 |
| 222 | 64,64 | Trebbin I (TF/BB)                 | 2012 |
| 223 | 65,16 | Ruhlsdorf (TF/BB)                 | 2009 |
| 224 | 65,61 | Stolzenhain/Hartmannsdorf (EE/BB) | 2017 |
| 225 | 65,66 | Herbersdorf (TF/BB)               | 2016 |
| 226 | 65,95 | Werbigr (TF/BB)                   | 2009 |
| 227 | 66,19 | Hohenseefeld I (TF/BB)            | 2009 |
| 228 | 66,74 | Berkenbrück (TF/BB)               | 2015 |
| 229 | 67,07 | Ragow (LDS/BB)                    | 2013 |
| 230 | 67,15 | Hohenahlsdorf I (TF/BB)           | 2007 |
| 231 | 67,41 | Neuhof (TF/BB)                    | 2019 |
| 232 | 67,72 | Merzdorf (TF/BB)                  | 2015 |
| 233 | 67,82 | Sarstedt (HI/NI)                  | 2009 |
| 234 | 67,85 | Kummersdorf/Gut (TF/BB)           | 2008 |
| 235 | 67,90 | Niebendorf-Heinsdorf (TF/BB)      | 2018 |

|     |       |                             |      |
|-----|-------|-----------------------------|------|
| 236 | 68,06 | Reinsdorf (TF/BB)           | 2012 |
| 237 | 68,23 | Werbig (TF/BB)              | 2007 |
| 238 | 68,25 | Jeserig (PM/BB)             | 2013 |
| 239 | 68,48 | Merzdorf (CB/BB)            | 2021 |
| 240 | 68,49 | Herbersdorf (TF/BB)         | 2013 |
| 241 | 68,53 | Sernow (TF/BB)              | 2012 |
| 242 | 68,93 | Gottow (TF/BB)              | 2015 |
| 243 | 69,14 | Sernow (TF/BB)              | 2010 |
| 244 | 69,38 | Kummersdorf/Gut (TF/BB)     | 2009 |
| 245 | 69,47 | Sernow (TF/BB)              | 2008 |
| 246 | 69,49 | Schenkenberg (PM/BB)        | 2021 |
| 247 | 70,00 | Dümde (TF/BB)               | 2009 |
| 248 | 70,47 | Reinsdorf (TF/BB)           | 2011 |
| 249 | 70,65 | Herbersdorf (TF/BB)         | 2010 |
| 250 | 70,69 | Sarstedt (HI/NI)            | 2010 |
| 251 | 70,78 | Kummersdorf/Gut (TF/BB)     | 2011 |
| 252 | 71,34 | Schöna-Kolpien (TF/BB)      | 2017 |
| 253 | 71,75 | Prensdorf (TF/BB)           | 2009 |
| 254 | 72,01 | Reinsdorf (TF/BB)           | 2013 |
| 255 | 72,40 | Schöneweide (TF/BB)         | 2008 |
| 256 | 72,82 | Kummersdorf-Gut (TF/BB)     | 2012 |
| 257 | 72,84 | Hohenseefeld (TF/BB)        | 2012 |
|     | 72,84 | Karsdorf I (SOE/SN)         | 2014 |
| 259 | 73,20 | Sernow (TF/BB)              | 2011 |
| 260 | 73,70 | Seehausen/Blönsdorf (TF/BB) | 2011 |
| 261 | 73,73 | Trebbin II (TF/BB)          | 2012 |
| 262 | 74,06 | Kummersdorf/Gut (TF/BB)     | 2010 |
| 263 | 74,08 | Sernow (TF/BB)              | 2015 |
| 264 | 74,31 | Herbersdorf (TF/BB)         | 2011 |
| 265 | 74,42 | Oehna I (TF/BB)             | 2011 |
| 266 | 74,57 | Jänickendorf I (TF/BB)      | 2010 |
| 267 | 75,19 | Reinsdorf (TF/BB)           | 2008 |
| 268 | 75,21 | Sperenberg (TF/BB)          | 2010 |
| 269 | 75,51 | Lütte (PM/BB)               | 2015 |
| 270 | 75,67 | Meinsdorf (TF/BB)           | 2007 |
| 271 | 75,91 | Bralitz (MOL/BB)            | 2008 |
| 272 | 76,29 | Jühnsdorf (TF/BB)           | 2009 |
| 273 | 76,48 | Jühnsdorf (TF/BB)           | 2013 |
| 274 | 76,76 | Jänickendorf II (TF/BB)     | 2010 |
| 275 | 76,90 | Hohenseefeld II (TF/BB)     | 2008 |
| 276 | 76,97 | Hohenseefeld I (TF/BB)      | 2008 |
| 277 | 77,27 | Jühnsdorf (TF/BB)           | 2010 |
| 278 | 77,48 | Gölsdorf (TF/BB)            | 2007 |
| 279 | 77,66 | Hohenahlsdorf II (TF/BB)    | 2008 |
| 280 | 78,60 | Trebbin II (TF/BB)          | 2011 |
| 281 | 79,38 | Herbersdorf (TF/BB)         | 2008 |
| 282 | 79,50 | Herbersdorf (TF/BB)         | 2009 |
| 283 | 80,22 | Riesdorf (TF/BB)            | 2008 |



|     |        |                          |      |
|-----|--------|--------------------------|------|
| 284 | 80,83  | Potsdam-Bornstedt (P/BB) | 2013 |
| 285 | 81,84  | Niedergörsdorf (TF/BB)   | 2010 |
| 286 | 83,53  | Zellendorf (TF/BB)       | 2007 |
| 287 | 83,62  | Trebbin (TF/BB)          | 2010 |
| 288 | 83,70  | Gräfendorf II (TF/BB)    | 2009 |
| 289 | 83,74  | Holbeck (TF/BB)          | 2014 |
| 290 | 84,47  | Oehna (TF/BB)            | 2007 |
|     | 84,47  | Reinsdorf (TF/BB)        | 2015 |
| 292 | 85,13  | Sperenberg (TF/BB)       | 2009 |
| 293 | 86,12  | Hohenseefeld (TF/BB)     | 2017 |
| 294 | 87,15  | Reinsdorf (TF/BB)        | 2009 |
| 295 | 87,26  | Jühnsdorf (TF/BB)        | 2012 |
| 296 | 88,00  | Werbigr (TF/BB)          | 2008 |
| 297 | 88,05  | Reinsdorf (TF/BB)        | 2018 |
| 298 | 88,43  | Sernow (TF/BB)           | 2007 |
| 299 | 88,94  | Herbersdorf (TF/BB)      | 2007 |
| 300 | 93,24  | Herbersdorf (TF/BB)      | 2014 |
| 301 | 93,28  | Blönsdorf (TF/BB)        | 2007 |
| 302 | 96,35  | Jühnsdorf (TF/BB)        | 2008 |
| 303 | 97,64  | Jühnsdorf (TF/BB)        | 2011 |
| 304 | 99,79  | Hohenahlsdorf II (TF/BB) | 2007 |
| 305 | 101,71 | Falkenhain (LDS/BB)      | 2011 |
| 306 | 102,10 | Jühnsdorf (TF/BB)        | 2007 |
| 307 | 103,35 | Reinsdorf II (TF/BB)     | 2007 |
| 308 | 103,98 | Hohenseefeld II (TF/BB)  | 2007 |
| 309 | 107,99 | Niedergörsdorf (TF/BB)   | 2012 |
| 310 | 112,43 | Schöneweide (TF/BB)      | 2010 |
| 311 | 113,47 | Hohenseefeld I (TF/BB)   | 2007 |
| 312 | 114,18 | Reinsdorf (TF/BB)        | 2014 |
| 313 | 114,25 | Klasdorf (TF/BB)         | 2009 |
| 314 | 117,23 | Hohenseefeld II (TF/BB)  | 2010 |
| 315 | 117,57 | Gräfendorf II (TF/BB)    | 2021 |
| 316 | 121,55 | Hohenseefeld II (TF/BB)  | 2009 |
| 317 | 123,12 | Schlenzer (TF/BB)        | 2006 |
| 318 | 125,87 | Hohenseefeld I (TF/BB)   | 2010 |
| 319 | 126,24 | Reinsdorf (TF/BB)        | 2010 |
| 320 | 128,67 | Krossen (LDS/BB)         | 2019 |
| 321 | 138,21 | Glienig (LDS/BB)         | 2007 |
| 322 | 140,72 | Sperenberg (TF/BB)       | 2008 |
| 323 | 144,98 | Horstwalde (TF/BB)       | 2009 |
| 324 | 149,21 | Reinsdorf I (TF/BB)      | 2007 |
| 325 | 162,00 | Schöneweide (TF/BB)      | 2009 |
| 326 | 163,73 | Langenlipsdorf (TF/BB)   | 2007 |
|     | ?      | Schönefeld (TF/BB)       | 2006 |
|     | ?      | Gölsdorf (TF/BB)         | 2006 |
|     | ?      | Werbigr (TF/BB)          | 2006 |
|     | ?      | Schulzendorf (LDS/BB)    | 2006 |
|     | ?      | Reinsdorf (TF/BB)        | 2006 |

|     |      |                            |      |
|-----|------|----------------------------|------|
|     | ?    | Hohenahlsdorf (TF/BB)      | 2006 |
|     | ?    | unbekannt (TF/BB)          | 2006 |
|     | ?    | Herbersdorf (TF/BB)        | 2006 |
|     | ?    | Sernow (TF/BB)             | 2006 |
|     | ?    | Markendorf (TF/BB)         | 2006 |
|     | ?    | Hohenseefeld II (TF/BB)    | 2006 |
| 338 | ohne | Hohenseefeld I (TF/BB)     | 2006 |
|     | ohne | Meinsdorf (TF/BB)          | 2006 |
|     | ohne | Markendorf/Fröhden (TF/BB) | 2007 |
|     | ohne | Hohenseefeld III (TF/BB)   | 2007 |
|     | ohne | Hohenahlsdorf I (TF/BB)    | 2008 |
|     | ohne | Sarstedt (HI/NI)           | 2008 |
|     | ohne | Meinsdorf (TF/BB)          | 2008 |
|     | ohne | Paplitz I (TF/BB)          | 2008 |
|     | ohne | Paplitz (TF/BB)            | 2009 |
|     | ohne | Oehna II (TF/BB)           | 2009 |
|     | ohne | Lütte (PM/BB)              | 2009 |
|     | ohne | Sonnewalde (EE/BB)         | 2009 |
|     | ohne | Meinsdorf (TF/BB)          | 2010 |
|     | ohne | Oehna II (TF/BB)           | 2010 |
|     | ohne | Schöneweide (TF/BB)        | 2011 |
|     | ohne | Sarstedt (HI/NI)           | 2011 |
|     | ohne | Niedergörsdorf (TF/BB)     | 2011 |
|     | ohne | Sperenberg (TF/BB)         | 2011 |
|     | ohne | Gräfendorf II (TF/BB)      | 2011 |
|     | ohne | Muckwar (OSL/BB)           | 2011 |
|     | ohne | Körba (EE/BB)              | 2012 |
|     | ohne | Klasdorf (TF/BB)           | 2012 |
|     | ohne | Jühnsdorf (TF/BB)          | 2014 |
|     | ohne | Werbigraben (TF/BB)        | 2014 |
|     | ohne | Nieplitz (PM/BB)           | 2014 |
|     | ohne | Gräfendorf II (TF/BB)      | 2014 |
|     | ohne | Brück (PM/BB)              | 2014 |
|     | ohne | Golzow (PM/BB)             | 2015 |
|     | ohne | Holbeck (TF/BB)            | 2016 |
|     | ohne | Trebbin II (TF/BB)         | 2016 |
|     | ohne | Trebbin (TF/BB)            | 2017 |
|     | ohne | Sernow (TF/BB)             | 2017 |
|     | ohne | Bollensdorf (TF/BB)        | 2017 |
|     | ohne | Lüdersdorf (TF/BB)         | 2017 |
|     | ohne | Christinendorf (TF/BB)     | 2017 |
|     | ohne | Christinendorf (TF/BB)     | 2018 |
|     | ohne | Kröbeln (EE/BB)            | 2019 |
|     | ohne | Holbeck (TF/BB)            | 2019 |
|     | ohne | Trebbin (TF/BB)            | 2019 |
|     | ohne | Merzdorf (CB/BB)           | 2021 |

insgesamt 377 Männer-Nachtläufe (2006-2021)

Landkreis: TF=Teltow-Fläming, LDS=Dahme-Spreewald, PM=Potsdam-Mittelmark, SPN=Spree-Neiße, OHV=Oberhavel, OSL=Oberspreewald-Lausitz, EE=Elbe-Elster, MOL=Märkisch Oderland, P=Potsdam, WB=Wittenberg, SOE=Sächsische-Schweiz-Osterzgebirge, HI=Hildesheim, HVL=Havelland, LOS=Oder-Spree, CB=Cottbus, L=Leipzig

Bundesland: BB=Brandenburg, ST=Sachsen-Anhalt, NI=Niedersachsen, SN=Sachsen

### Teilnehmerrekord

| Frauen                         | Gesamt                    | Männer                          |
|--------------------------------|---------------------------|---------------------------------|
| <b>7 Teams</b><br>(2018, 2019) | <b>37 Teams</b><br>(2011) | <b>33 Teams</b><br>(2009, 2011) |

### Beste Spritzer
















| Frauen                    | Zeit (s)     | Jahr | Männer                    | Zeit (s)     |
|---------------------------|--------------|------|---------------------------|--------------|
| <b>Gräfendorf, links</b>  | <b>40,11</b> | 2016 | <b>Gräfendorf, rechts</b> | <b>26,36</b> |
| <b>Gräfendorf, links</b>  | <b>45,18</b> | 2017 | <b>Gräfendorf, rechts</b> | <b>26,02</b> |
| <b>Trebendorf, rechts</b> | <b>37,28</b> | 2018 | <b>Gölsdorf, links</b>    | <b>23,58</b> |
| <b>Körba, rechts</b>      | <b>38,85</b> | 2019 | <b>Gölsdorf, links</b>    | <b>25,11</b> |
| <b>Körba, rechts</b>      | <b>36,50</b> | 2021 | <b>Prestewitz, rechts</b> | <b>26,11</b> |

Die Daten wurden von 2006 bis 2015 nicht erfasst.

### Rangliste der Sieger

| Titel    | Frauen  | Titel    | Männer                                     |
|----------|---|----------|--|
| <b>9</b> | <b>Gräfendorf (TF/BB)</b><br>2006-2009, 2013-2017 | <b>3</b> | <b>Gölsdorf (TF/BB)</b><br>2015, 2018-2019 |
| <b>2</b> | <b>Trebendorf (SPN/BB)</b><br>2011, 2012          | <b>2</b> | <b>Großziethen (LDS/BB)</b><br>2011, 2013  |
| <b>2</b> | <b>Körba (EE/BB)</b><br>2019, 2021                | <b>1</b> | <b>Neschholz (PM/BB)</b><br>2006           |
| <b>1</b> | <b>Gahry (SPN/BB)</b><br>2010                     | <b>1</b> | <b>Ahrendorf (TF/BB)</b><br>2007           |
| <b>1</b> | <b>Lebusa (EE/BB)</b><br>2018                     | <b>1</b> | <b>Paplitz II (TF/BB)</b><br>2008          |
|          |   | <b>1</b> | <b>Schulzendorf (LDS/BB)</b><br>2009       |
|          |   | <b>1</b> | <b>Gahry (SPN/BB)</b><br>2010              |
|          |   | <b>1</b> | <b>Nieplitztal (PM/BB)</b><br>2012         |
|          |   | <b>1</b> | <b>Lütfe/Schwanebeck (PM/BB)</b><br>2014   |
|          |   | <b>1</b> | <b>Lug (OSL/BB)</b><br>2016                |
|          |   | <b>1</b> | <b>Gräfendorf (TF/BB)</b><br>2017          |
|          |   | <b>1</b> | <b>Prestewitz (EE/BB)</b><br>2021          |

Titel nach Region

| Region   | Titel | Frauen                       | Region   | Titel | Männer  |
|--|-------|------------------------------|--|-------|---|
| <b>TF</b><br><br>Teltow-Fläming   | 9     | Gräfendorf (9)               | <b>TF</b><br><br>Teltow-Fläming           | 6     | Gölsdorf (3),<br>Ahrensdorf (1),<br>Paplitz II (1),<br>Gräfendorf (1) |
| <b>SPN</b><br><br>Spree-Neiße     | 3     | Trebendorf (2),<br>Gahry (1) | <b>PM</b><br><br>Potsdam-Mittelmark       | 3     | Neschholz (1),<br>Nieplitzthal (1),<br>Lütfe/Schwanebeck (1)          |
| <b>EE</b><br><br>Elbe-Elster      | 3     | Körba (2),<br>Lebusa (1)     | <b>LDS</b><br><br>Dahme-Spreewald         | 3     | Großziethen (2),<br>Schulzendorf (1)                                  |
| <b>LDS</b><br><br>Dahme-Spreewald | 0     |                              | <b>SPN</b><br><br>Spree-Neiße             | 1     | Gahry (1)   |
|  |       |                              | <b>OSL</b><br><br>Oberspreewald-Lausitz | 1     | Lug (1)   |
|  |       |                              | <b>EE</b><br><br>Elbe-Elster            | 1     | Prestewitz (1)  |
|  |       |                              | <b>LOS</b><br><br>Oder-Spree            | 0     |   |
|  |       |                              | <b>MOL</b><br><br>Märkisch-Oderland     | 0     |   |
|  |       |                              | <b>HVL</b><br><br>Havelland             | 0     |   |
|  |       |                              | <b>OHV</b><br><br>Oberhavel             | 0     |   |
|  |       |                              | <b>P</b><br><br>Potsdam                 | 0     |   |

**WB** 0  
  
Wittenberg

**SOE** 0  
  
Sächsische  
Schweiz-  
Osterzgebirge

**HI** 0  
  
Hildesheim

**CB** 0  
  
Cottbus

**L** 0  
  
LK Leipzig

---

**[www.nachtpokallauf.de](http://www.nachtpokallauf.de)**